











Results Summary

Extended hours



1. Page 1

1. Evenings from 6.30pm			Response Percent	Response Total
1	Monday		59.46%	44
2	Tuesday		48.65%	36
3	Wednesday		48.65%	36
4	Thursday		47.30%	35
			answered	74
			skipped	2






2. Mornings from 7am			Response Percent	Response Total
1	Monday		52.54%	31
2	Tuesday		42.37%	25
3	Wednesday		44.07%	26
4	Thursday		37.29%	22
			answered	59
			skipped	17

3. Saturday			Response Percent	Response Total
1	Am		64.79%	46
2	Pm		59.15%	42
			answered	71
			skipped	5

4. Sunday

			Response Percent	Response Total
1	Am		59.09%	39
2	Pm		63.64%	42
			answered	66
			skipped	10

5. What type of appointments would you prefer to have?

			Response Percent	Response Total
1	Walk in GP Appointments		55.07%	38
2	Routine bookable GP appointments		71.01%	49
3	Nurse appointments		20.29%	14
4	Nurse Practitioner appointments		14.49%	10
5	Blood test/ vaccination/dressings		27.54%	19
			answered	69
			skipped	7